



LearningSharePoint.com

Learning SharePoint NewsLetter

In this Issue you will find the best of SharePoint 2013 tips and some popular articles from LearningSharePoint.com.

SHAREPOINT TIPS



In this Issue we list out **Best of SharePoint 2013 Tips posted on LearningSharePoint.com**

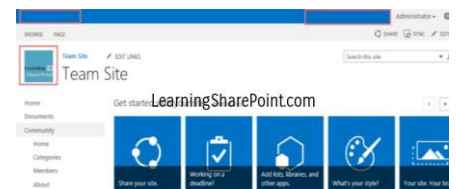
“SharePoint 2013 Tip of the day” is a popular section that was started by LearningSharePoint.com back in June 2012.

Under this section, we post daily SharePoint 2013 tips that helps SharePoint Users, SharePoint Developers and SharePoint Administrators to explore new features and enhancements that were added to this new version of SharePoint.

Today, this section is followed by hundreds on Facebook, [Twitter](https://twitter.com/learningsharepoint) and LinkedIn.

POPULAR ARTICLES

[How to Edit Existing Master Page in SharePoint 2013](#)



In SharePoint 2013 you can edit an existing Master Page to add Company Logo or to Hide Top Suite Links – like, NewsFeed, SkyDrive etc. Take a look at this Step-by-Step example of editing a Master Page and publishing the new Changes.

[SharePoint 2013 End User Tutorials](#)

Take a look at some Interesting SharePoint 2013 End User How To's and Tutorials...

Our Sponsors:



SharePoint 2013 Tip of the day is a great way to find out about areas that you may never come across otherwise.

Follow us. Like us. Share us.

SharePoint 2013 Tips

SharePoint 2013 Tip of the day - The new “*EDIT LINKS*” that’s displayed for Top and Left Navigation of your SharePoint site, appears only in Top-level SharePoint site and not in Subsites.

This however is true, only if the Subsites Inherit Navigation from Parent site and not otherwise.

SharePoint 2013 Tip of the day - To set a Custom Error Page as a default “File Not Found Page” of your SharePoint 2013 site, you can simply set the Out-of-Box, *vti_filenotfoundpage* property using Site Options in SharePoint Designer 2013.

Read more: [Replace default PageNotFound.aspx with Custom Error Page in SharePoint 2013](#)

SharePoint 2013 Tip of the day - To use the new “Design Manager” Option in SharePoint 2013, a user must have at least *Design Permission* on the SharePoint site. In addition to permissions, the Publishing feature on site must be enabled and an Enterprise Version or SharePoint Online must be used.

SharePoint 2013 Tip of the day - SharePoint 2013 does not support “THMX” Themes that existed in SharePoint 2010. If you are looking to migrate a Custom Theme, you would have to re-design the Theme with new structure defined by XML files – *SPColor.xml* and *SPFont.xml* in SharePoint 2013.

SharePoint 2013 Tip of the day - It is Important to note that the default "Members group" in SharePoint 2013 has a new Permission level called "Edit" and not Contribute as in earlier versions of SharePoint. With Edit Permission level, in addition to the Typical Contribute Permissions, members also get Permission to "add, edit and delete lists and Libraries" in SharePoint 2013 Site. It is strongly recommend to Change this permission level to Contribute before adding members to it.

SharePoint 2013 Tip of the day - If you want to add a super Admin or Full Control User for all Sites or Site Collections in a Web application, simply add them to the Web App's Policy also known as "Policy of Web Application" with appropriate rights and that will Override any permissions added for the user on Individual sites across the web app.

SUBMIT A SHAREPOINT TIP

Like our SharePoint Tips? Now you can Share a tip too. Submit a SharePoint Tip using the form below.

[Submit a SharePoint Tip](#)

Our Sponsors:



Popular Articles -

[Add, Remove SkyDrive, Sites, NewsFeed in Top Suitebar - SharePoint 2013](#)



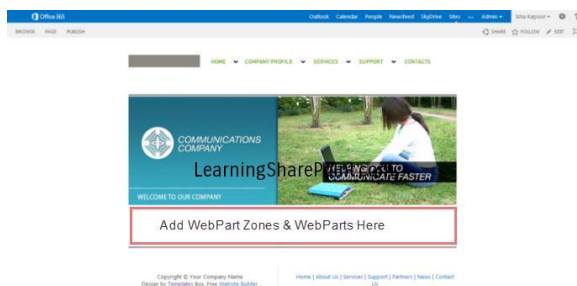
Adding, Removing and customizing SkyDrive, NewsFeed, and other links in top suite bar can be done only by Overriding "SuiteLinksDelegate" Delegate Control with a Custom feature solution created in Visual studio. There is no Out-of-Box way to do this...

[SharePoint 2013 CallOuts Tutorial & Examples](#)



CallOuts is a great new addition in SharePoint 2013. They can be very useful when you need to show more info about an Item in an extended Over PopUp displayed on Click or Hover Over of an Item.

[Create new SharePoint 2013 Master Page with Design Manager](#)



Design Manager in SharePoint 2013 is a great new Feature with which you can now create a SharePoint Master Page out of a simple Html Page Template that can be download from Internet. See this Step-by-Step example.

Our Sponsors:



[Color Code List Items with JavaScript and JSLink in SharePoint 2013](#)

Custom List

Sales Data

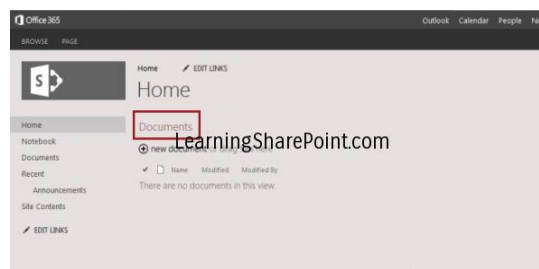
- Q1 - < 20K
- Q2 - > 20K
- Q3 - > 10K
- Q4 - > 10K

With JS Link, users can Control Rendering of Fields & Items in Views, List Forms (Display, New and Edit) and even in WebParts. Before you set your JavaScript file as Js link, the file should be uploaded as a new JavaScript Display Template in Site's Master Page Gallery.

[Deploy SharePoint 2010 Solutions in SharePoint 2013](#)

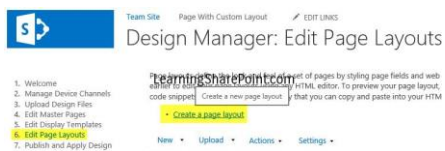
Important things to note while deploying SharePoint 2010 Solutions in SharePoint 2013. These results are based on our experiences and findings from various posts about migration around the web.

[Create Custom Theme in SharePoint 2013 \(Step-by-Step Tutorial\)](#)



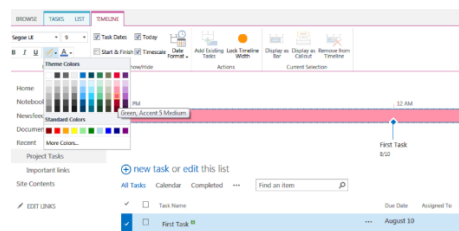
It is a Step-by-Step Tutorial for Creating Custom Theme in SharePoint 2013 (Step-by-Step Tutorial). See an example of creating a new composed look and new SPColor.xml and SPFont.xml.

Create a Custom Page Layout in SharePoint 2013



You can Create a Custom Page Layout in SharePoint 2013 using the new Design Manager. Design Manager provides you with a convenient option to create, edit and publish new Page Layouts that can be used across site collections. Take a look at this Step-by-Step Tutorial.

The New TimeLine and Project Summary WebPart in SharePoint 2013



TimeLine & Project Summary are new WebParts in SharePoint 2013, that are added by default to the Project Site Templates. TimeLine as shown in any Tasks list represents Tasks and Subtasks with dates as a timeline. See this article for more info.

ABOUT LEARNING SHAREPOINT

Learning SharePoint is a Popular SharePoint Website that Publishes SharePoint Articles, Daily SharePoint Tips, News, Tutorials, eBooks and a lot more stuff about SharePoint.

To more about us - [Follow us on Facebook](#) and [Like us on Twitter](#).

AUTHORS

Our articles are written by SharePoint MVPs, SharePoint Speakers and other well-known SharePoint Evangelists from around the world. Meet our [Authors](#)

OUR SPONSORS



[Collabion](#) from the house of FusionCharts is an exclusive product-line focused on the SharePoint® platform. The first offering, Collabion Charts for SharePoint provides a quick and easy way to create insightful dashboards in SharePoint, without the need for MOSS or Excel Services and without any additional code. It works with WSS 3.0, MOSS 2007, all editions of SharePoint Server 2010 and SharePoint Server 2013, including Foundation server.



[KWizCom](#) is a leading developer of innovative software components designed to expand Microsoft SharePoint and Project Server out-of-the-box capabilities, streamline workflow, maximize efficiency and enhance over-all productivity.